

FC Capital Market App

Your complete insight to the Sri Lankan capital market



Now Available on



To Download.....

Click on



Search

Capital Market

First Capital

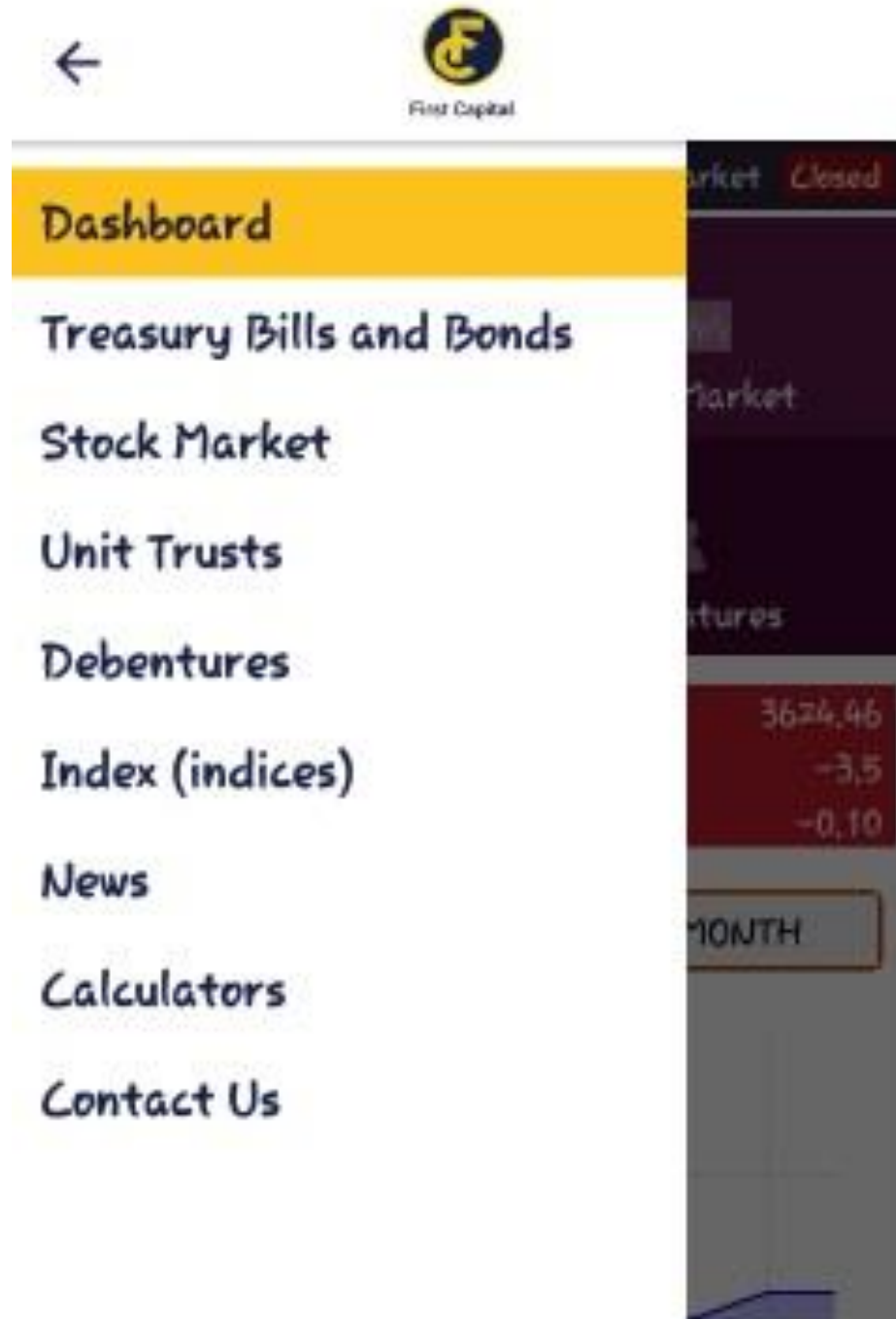
...and follow the prompts



First Capital App provides complete insights to the Sri Lankan capital market

Home Screen

Menu



Treasury Bills & Bonds

TBill & Bonds

Tenure – Bid % & Bond %

Repo Rate

Tenure – Borrowing % & Lending %

Auction Results

Status

Yield

Coupon

Maturity

Offer



First Capital

Dashboard

Treasury Bills and Bonds

Price List

Auction Results

Stock Market

Unit Trusts

Debentures

Index (indices)

News

Calculators

Contact Us

Market Open

IFY



Stock Market

Price List

Opening Price
Last Traded Price
High
Low

Watch List

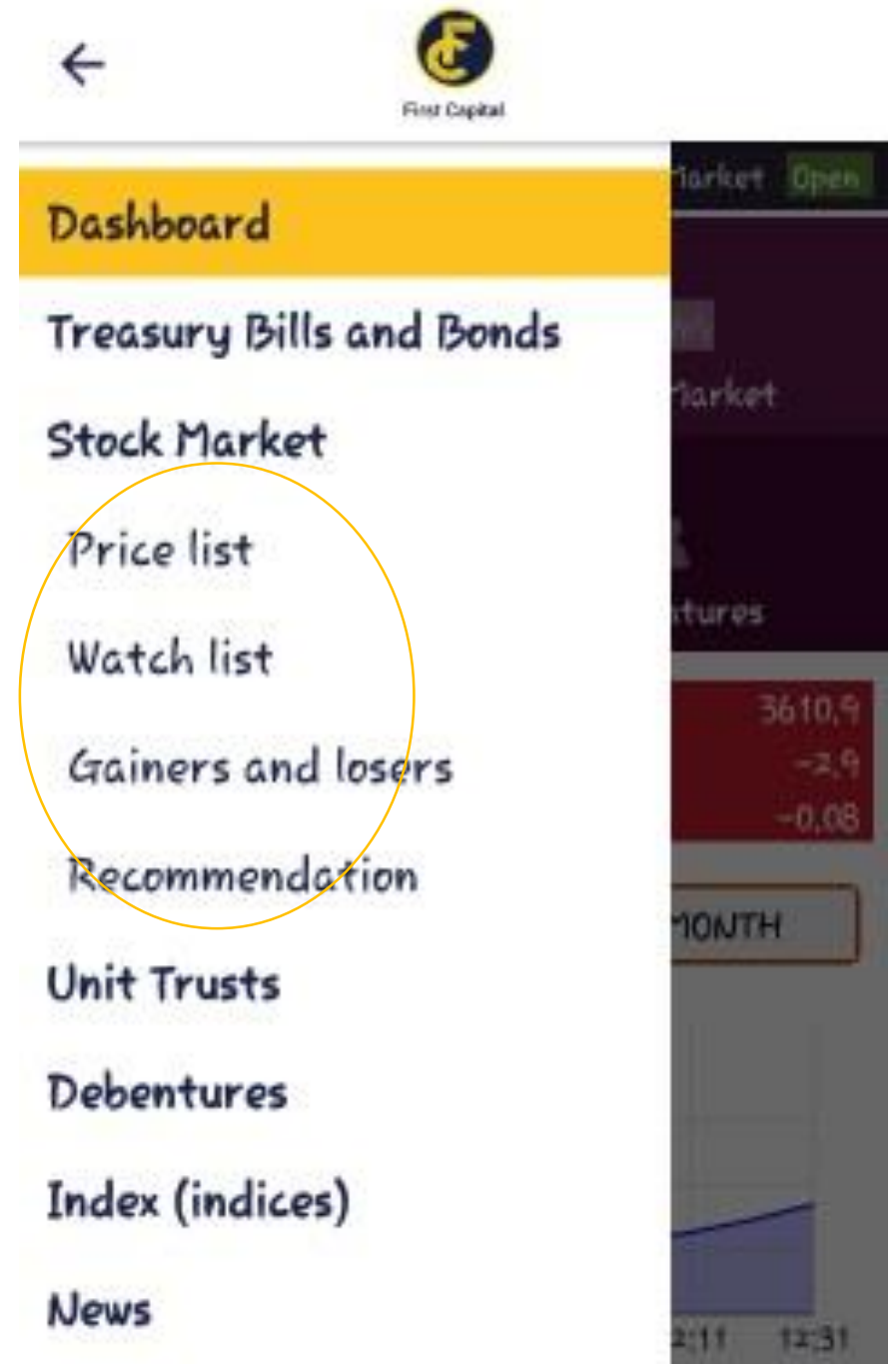
Create a personalized watch lists to keep track of your preferred securities.

Gainers & Losers

Price
Change %

Recommendation

Buy / Sell / Hold updates from FC Research
Recommended Price
Fair Value
Current Price



Price List

Last Updated: 2016-08-25 12:31:19,218 Market Open



HNB.X0000		12,600
Open	Rs 190.0	High Rs 190.00
Last Trade	Rs 190.00	Low Rs 188.00
		0.00% —

HN | IN | I'M >

1 2 3 4 5 6 7 8 9 0
 q w e r t y u i o p

a s d f g h j k l

↑ z x c v b n m ↵

123 Sym  English(UK)  ↵

Watch List

Last Updated: 2016-08-25 12:31:19,218 Market Open

Recommendation

TKYO.X0000	Recommended Price Rs 45.30
<i>Strong Buy</i>	Fair Value Rs 56.00
19-08-2016	Current Price Rs 46.50
<hr/>	
TKYO.N0000	Recommended Price Rs 52.30
<i>Strong Buy</i>	Fair Value Rs 71.00
19-08-2016	Current Price Rs 57.50
<hr/>	
AEL.N0000	Recommended Price Rs 24.50
<i>Buy</i>	Fair Value Rs 27.50
15-08-2016	Current Price Rs 26.00


Unit Trusts

Unit Trusts			
2016-08-24			
Symbol	Type	Subscription Price(LKR)	Redemption Price(LKR)
FCWF	Fixed income	1122.23	1122.2
FCFIF	Fixed income	1127.95	1127.92
FCMMF	Money Market	1139.93	1139.93
FCGEF	Gilt Edged	1156.65	1156.65
FCEF	Equity	1046.91	994.56


FCWF		
Price Date	Subscription Price(LKR)	Redemption Price(LKR)
24-08-2016	1122.23	1122.2
23-08-2016	1122.24	1122.21
22-08-2016	1121.73	1121.7

Today's Price

Previous Price



Debentures



The 'Watch List' screen features a dark blue header with the 'First Capital' logo and a hamburger menu icon. Below the header, it displays 'Last Updated: 2016-08-25 12:31:19,218' and 'Market Open'. At the bottom, there are two buttons: 'ADD' and 'MODIFY'.

The 'Price List' screen features a dark blue header with the 'First Capital' logo and a hamburger menu icon. Below the header, it displays 'Last Updated: 2016-08-25 12:31:19,218' and 'Market Open'. A search bar is present below the header. The screen lists three debenture entries with their respective details:

Debenture ID	Issuer	Rate(%)	Change(%)	Price (LKR)	Update Date
SEMB/BCL/07/12/16B17	SEMB	17	-3.73	99.92	24/08/2016
CFVF/BCL/12/03/17A13.5	CFVF	13.5	-0.66	99.43	24/08/2016
SEYB-BD-15/07/21-C2355-13	SEYB	13	1.00	101.00	23/08/2016

Indices

First Capital

Indices

Policy Rates

Statutory Reserve Ratio (SRR)	7.50%
Standing Deposit Facility Rate (SDFR)	7.00%
Standing Lending Facility Rate (SLFR)	8.50%

[POLICY REVIEW >>](#)

Headline Inflation	July	June
Mov-Avg	2.7%	2.2%
P/P	5.5%	6.0%

First Capital


Indices

INFLATION REVIEW >>

Market Liquidity	-6.704 Bn
AWPLR	11.68

Exchange Rates 2016-08-23

News & Calculators

☰  First Capital

Bill Calculator

Settlement	Maturity
<input type="text"/>	<input type="text"/>
Yield	
<input type="text"/>	
Face Value (LKR 1,000,000)	
<input type="text"/>	
Price	0.00
Cost	0.00
<input type="button" value="SUBMIT"/>	

☰  First Capital

AER Calculator

Investment date

Investment amount

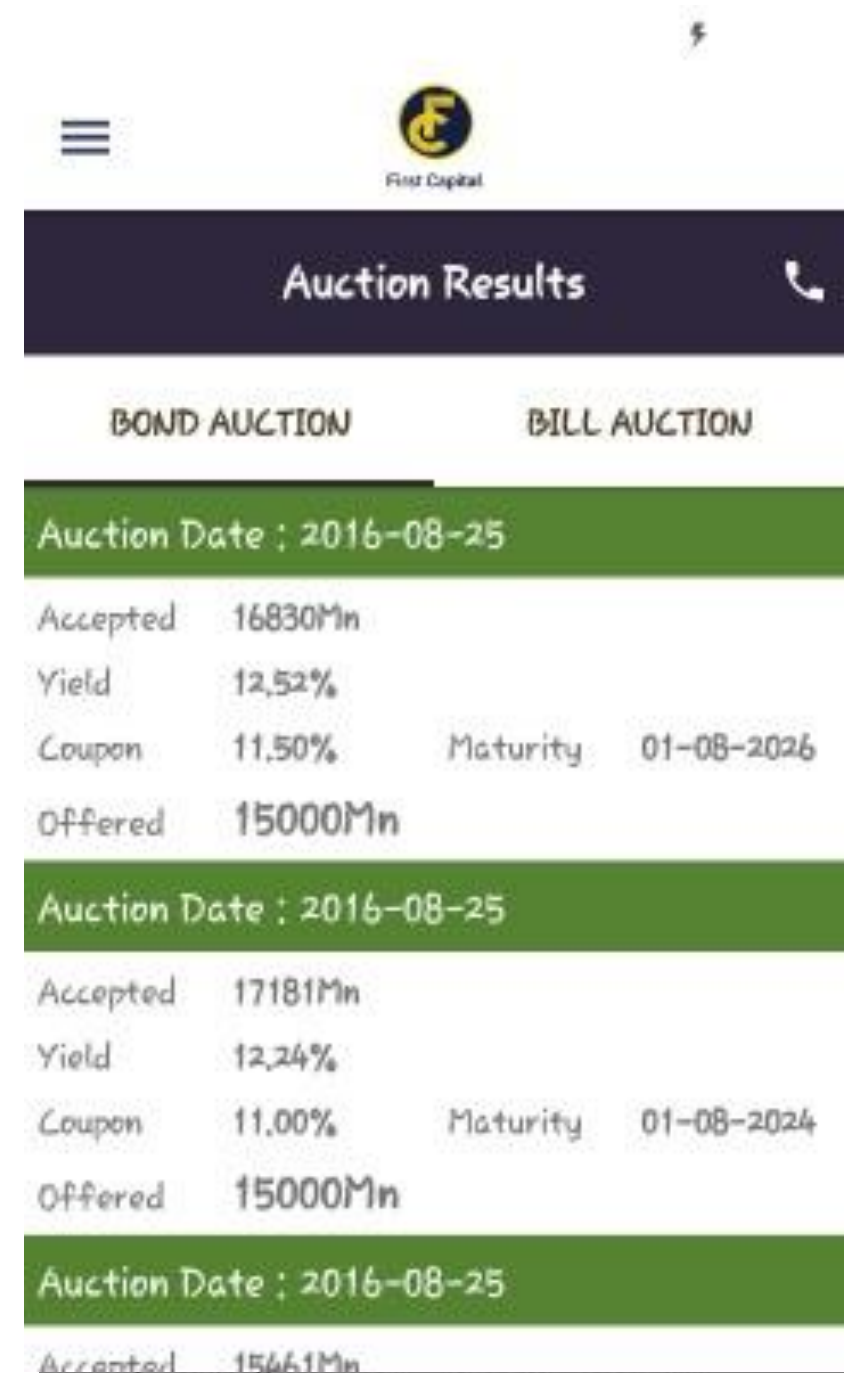
Maturity date

Maturity value

Rate(%) 0.00

Special Feature

“**Push Alerts**” notify you of significant market news when your not logged on to the App.



The screenshot displays the 'Auction Results' section of the First Capital app. It features a dark blue header with the app's logo and a phone icon. Below the header, there are two tabs: 'BOND AUCTION' and 'BILL AUCTION'. The 'BOND AUCTION' tab is selected, showing a list of auction results. Each result is presented in a green-bordered box with a white background. The data for each auction includes the Auction Date, Accepted amount, Yield, Coupon, Maturity, and Offered amount.

BOND AUCTION		BILL AUCTION	
Auction Date : 2016-08-25			
Accepted	16830Mn		
Yield	12,52%		
Coupon	11,50%	Maturity	01-08-2026
Offered	15000Mn		
Auction Date : 2016-08-25			
Accepted	17181Mn		
Yield	12,24%		
Coupon	11,00%	Maturity	01-08-2024
Offered	15000Mn		
Auction Date : 2016-08-25			
Accepted	15461Mn		